

SUMMARY OF APPROVED BUDGET, UTILIZATIONS, DISBURSEMENTS AND BALANCES BY OBJECT OF EXPENDITURES
(For Off-Budgetary Funds)
As at the Quarter Ending September 30, 2020

Department : State Universities and Colleges (SUCs)
 Agency/Entity : Cagayan State University
 Operating Unit : < not applicable >
 Organization Code : 08 022 0000000
 Fund Cluster : 05 Internally Generated Funds
 (e.g. UACS Fund Cluster: 05-Internally Generated Funds and 06-Business Related Funds)

Particulars	UACS CODE	Approved Budget			Utilizations					Disbursements					Balances		
		Approved Budgeted Revenue	Adjustments (Reductions, Modifications/ Augmentation)	Adjusted Budgeted Revenue	1st Quarter Ending March 31	2nd Quarter Ending June 30	3rd Quarter Ending Sept. 30	4th Quarter Ending Dec. 31	Total	1st Quarter Ending March 31	2nd Quarter Ending June 30	3rd Quarter Ending Sept. 30	4th Quarter Ending Dec. 31	TOTAL	Unutilized Budget	Unpaid Obligations (10-15)=(17+18)	
																Due and Demandable	Not Yet Due and Demandable
1	2	3	4	5=[(3+(-)4)]	6	7	8	9	10=(6+7+8+9)	11	12	13	14	15=(11+12+13+14)	16=(5-10)	17	18
SUMMARY																	
A. AGENCY SPECIFIC BUDGET																	
Maintenance and Other Operating Expenses		128,042,709.81	199,136.50	128,241,846.31	34,096,153.34	20,750,269.82	33,857,572.27	0.00	88,703,995.43	26,931,239.87	21,123,933.74	25,973,055.45	0.00	74,028,229.06	39,537,850.88	0.00	14,675,766.37
Traveling Expenses	5020100000	1,476,114.07	159,309.49	1,635,423.56	646,794.64	101,237.90	624,638.94	0.00	1,372,671.48	540,216.64	147,765.90	661,622.94	0.00	1,349,605.48	262,752.08	0.00	23,066.00
Traveling Expenses - Local	5020101000	1,476,114.07	159,309.49	1,635,423.56	646,794.64	101,237.90	624,638.94	0.00	1,372,671.48	540,216.64	147,765.90	661,622.94	0.00	1,349,605.48	262,752.08	0.00	23,066.00
Traveling Expenses - Local	5020101000	1,476,114.07	159,309.49	1,635,423.56	646,794.64	101,237.90	624,638.94	0.00	1,372,671.48	540,216.64	147,765.90	661,622.94	0.00	1,349,605.48	262,752.08	0.00	23,066.00
Traveling Expenses - Foreign	5020102000	0.00	0.00	0.00	0.00	0.00	0.00	0.00	0.00	0.00	0.00	0.00	0.00	0.00	0.00	0.00	0.00
Traveling Expenses - Foreign	5020102000	0.00	0.00	0.00	0.00	0.00	0.00	0.00	0.00	0.00	0.00	0.00	0.00	0.00	0.00	0.00	0.00
Training and Scholarship Expenses	5020200000	2,536,521.61	(514,320.00)	2,022,201.61	390,720.00	32,625.00	856,589.00	0.00	1,279,934.00	373,000.00	26,625.00	69,739.00	0.00	469,364.00	742,267.61	0.00	810,570.00
Training Expenses	5020201000	1,297,277.61	(393,320.00)	903,957.61	53,220.00	13,520.00	183,950.00	0.00	250,690.00	35,500.00	7,520.00	51,600.00	0.00	94,620.00	653,267.61	0.00	156,070.00
Training Expenses	5020201002	1,297,277.61	(393,320.00)	903,957.61	53,220.00	13,520.00	183,950.00	0.00	250,690.00	35,500.00	7,520.00	51,600.00	0.00	94,620.00	653,267.61	0.00	156,070.00
Scholarship Grants/Expenses	5020202000	1,239,244.00	(121,000.00)	1,118,244.00	337,500.00	19,105.00	672,639.00	0.00	1,029,244.00	337,500.00	19,105.00	18,139.00	0.00	374,744.00	89,000.00	0.00	654,500.00
Scholarship Grants/Expenses	5020202000	1,239,244.00	(121,000.00)	1,118,244.00	337,500.00	19,105.00	672,639.00	0.00	1,029,244.00	337,500.00	19,105.00	18,139.00	0.00	374,744.00	89,000.00	0.00	654,500.00
Supplies and Materials Expenses	5020300000	14,780,058.99	(2,446,800.95)	12,333,258.04	3,582,029.36	1,468,336.67	3,004,014.11	0.00	8,054,380.14	1,491,560.17	1,427,313.23	3,255,524.57	0.00	6,174,397.97	4,278,877.90	0.00	1,879,982.17
Office Supplies Expenses	5020301000	4,308,483.01	(1,058,254.94)	3,250,228.07	832,516.50	387,394.70	624,802.91	0.00	1,844,714.11	375,658.67	167,334.78	550,392.03	0.00	1,093,385.48	1,405,513.96	0.00	751,328.63
Office Supplies Expenses	5020301002	4,308,483.01	(1,058,254.94)	3,250,228.07	832,516.50	387,394.70	624,802.91	0.00	1,844,714.11	375,658.67	167,334.78	550,392.03	0.00	1,093,385.48	1,405,513.96	0.00	751,328.63
Accountable Forms Expenses	5020302000	516,155.00	0.00	516,155.00	0.00	171,900.00	172,355.00	0.00	344,255.00	0.00	0.00	343,800.00	0.00	343,800.00	171,900.00	0.00	455.00
Accountable Forms Expenses	5020302000	516,155.00	0.00	516,155.00	0.00	171,900.00	172,355.00	0.00	344,255.00	0.00	0.00	343,800.00	0.00	343,800.00	171,900.00	0.00	455.00
Non-Accountable Forms Expenses	5020303000	127,400.00	0.00	127,400.00	7,200.00	14,400.00	36,800.00	0.00	58,400.00	7,200.00	0.00	0.00	0.00	7,200.00	69,000.00	0.00	51,200.00
Non-Accountable Forms Expenses	5020303000	127,400.00	0.00	127,400.00	7,200.00	14,400.00	36,800.00	0.00	58,400.00	7,200.00	0.00	0.00	0.00	7,200.00	69,000.00	0.00	51,200.00
Animal/Zoological Supplies Expenses	5020304000	0.00	0.00	0.00	0.00	0.00	0.00	0.00	0.00	0.00	0.00	0.00	0.00	0.00	0.00	0.00	0.00
Animal/Zoological Supplies Expenses	5020304000	0.00	0.00	0.00	0.00	0.00	0.00	0.00	0.00	0.00	0.00	0.00	0.00	0.00	0.00	0.00	0.00
Drugs and Medicines Expenses	5020307000	55,467.76	0.00	55,467.76	0.00	0.00	0.00	0.00	0.00	0.00	0.00	0.00	0.00	0.00	55,467.76	0.00	0.00
Drugs and Medicines Expenses	5020307000	55,467.76	0.00	55,467.76	0.00	0.00	0.00	0.00	0.00	0.00	0.00	0.00	0.00	0.00	55,467.76	0.00	0.00
Medical, Dental and Laboratory Supplies Expenses	5020308000	1,621,651.91	(313,312.77)	1,308,339.14	442,780.00	248,272.49	456,944.39	0.00	1,147,996.88	190,228.00	220,220.56	731,477.90	0.00	1,141,926.46	160,342.26	0.00	6,070.42
Medical, Dental and Laboratory Supplies Expenses	5020308000	1,621,651.91	(313,312.77)	1,308,339.14	442,780.00	248,272.49	456,944.39	0.00	1,147,996.88	190,228.00	220,220.56	731,477.90	0.00	1,141,926.46	160,342.26	0.00	6,070.42
Fuel, Oil and Lubricants Expenses	5020309000	1,507,086.00	(132,323.94)	1,374,762.06	342,940.71	149,029.57	448,557.86	0.00	940,528.14	339,748.86	147,729.57	450,553.81	0.00	938,032.24	434,233.92	0.00	2,495.90

Department : State Universities and Colleges (SUCs)
 Agency/Entity : Cagayan State University
 Operating Unit : < not applicable >
 Organization Code : 08 022 0000000
 Fund Cluster : 05 Internally Generated Funds
 (e.g. UACS Fund Cluster: 05-Internally Generated Funds and 06-Business Related Funds)

Particulars	UACS CODE	Approved Budget			Utilizations					Disbursements					Balances		
		Approved Budgeted Revenue	Adjustments (Reductions, Modifications/ Augmentation)	Adjusted Budgeted Revenue	1st Quarter Ending March 31	2nd Quarter Ending June 30	3rd Quarter Ending Sept. 30	4th Quarter Ending Dec. 31	Total	1st Quarter Ending March 31	2nd Quarter Ending June 30	3rd Quarter Ending Sept. 30	4th Quarter Ending Dec. 31	TOTAL	Unutilized Budget	Unpaid Obligations (10-15)=(17+18)	
																Due and Demandable	Not Yet Due and Demandable
1	2	3	4	5=[(3+(-)4)]	6	7	8	9	10=(6+7+8+9)	11	12	13	14	15=(11+12+13+14)	16=(5-10)	17	18
SUMMARY																	
A. AGENCY SPECIFIC BUDGET																	
Fuel, Oil and Lubricants Expenses	5020309000	1,507,086.00	(132,323.94)	1,374,762.06	342,940.71	149,029.57	448,557.86	0.00	940,528.14	339,748.86	147,729.57	450,553.81	0.00	938,032.24	434,233.92	0.00	2,495.90
Agricultural and Marine Supplies Expenses	5020310000	301,400.81	(15,256.89)	286,143.92	0.00	5,000.00	235,605.00	0.00	240,605.00	0.00	5,000.00	235,292.00	0.00	240,292.00	45,538.92	0.00	313.00
Agricultural and Marine Supplies Expenses	5020310000	301,400.81	(15,256.89)	286,143.92	0.00	5,000.00	235,605.00	0.00	240,605.00	0.00	5,000.00	235,292.00	0.00	240,292.00	45,538.92	0.00	313.00
Textbooks and Instructional Materials Expenses	5020311000	2,592,065.02	(360,255.85)	2,231,809.17	458,155.00	(121,000.00)	649,269.00	0.00	986,424.00	258,155.00	79,000.00	306,315.00	0.00	643,470.00	1,245,385.17	0.00	342,954.00
Textbooks and Instructional Materials Expenses	5020311001	2,592,065.02	(360,255.85)	2,231,809.17	458,155.00	(121,000.00)	649,269.00	0.00	986,424.00	258,155.00	79,000.00	306,315.00	0.00	643,470.00	1,245,385.17	0.00	342,954.00
Chemical and Filtering Supplies Expenses	5020313000	0.00	0.00	0.00	0.00	0.00	0.00	0.00	0.00	0.00	0.00	0.00	0.00	0.00	0.00	0.00	0.00
Chemical and Filtering Supplies Expenses	5020313000	0.00	0.00	0.00	0.00	0.00	0.00	0.00	0.00	0.00	0.00	0.00	0.00	0.00	0.00	0.00	0.00
Semi-Expendable Machinery and Equipment Expenses	5020321000	546,997.30	149,980.50	696,977.80	145,400.00	29,800.00	393,743.00	0.00	568,943.00	9,310.72	0.00	137,820.67	0.00	147,131.39	128,034.80	0.00	421,811.61
Office Equipment	5020321002	141,140.80	95,933.00	237,073.80	5,400.00	29,800.00	150,703.00	0.00	185,903.00	6,709.82	0.00	120,552.82	0.00	127,262.64	51,170.80	0.00	58,640.36
Information and Communications Technology Equipment	5020321003	77,160.00	11,400.00	88,560.00	0.00	0.00	43,795.00	0.00	43,795.00	2,600.90	0.00	(2,207.15)	0.00	393.75	44,765.00	0.00	43,401.25
Communications Equipment	5020321007	25,299.00	58,500.00	83,799.00	0.00	0.00	81,200.00	0.00	81,200.00	0.00	0.00	9,200.00	0.00	9,200.00	2,599.00	0.00	72,000.00
Medical Equipment	5020321010	149,000.00	(9,000.00)	140,000.00	140,000.00	0.00	0.00	0.00	140,000.00	0.00	0.00	0.00	0.00	0.00	0.00	0.00	140,000.00
Sports Equipment	5020321012	17,127.50	(17,127.50)	0.00	0.00	0.00	0.00	0.00	0.00	0.00	0.00	0.00	0.00	0.00	0.00	0.00	0.00
Technical and Scientific Equipment	5020321013	28,500.00	0.00	28,500.00	0.00	0.00	0.00	0.00	0.00	0.00	0.00	0.00	0.00	0.00	28,500.00	0.00	0.00
Other Machinery and Equipment	5020321099	108,770.00	10,275.00	119,045.00	0.00	0.00	118,045.00	0.00	118,045.00	0.00	0.00	10,275.00	0.00	10,275.00	1,000.00	0.00	107,770.00
Semi-Expendable Furniture, Fixtures and Books Expenses	5020322000	304,170.30	(55,978.36)	248,191.94	15,820.00	616.07	44,860.00	0.00	61,296.07	15,203.93	616.07	(1,370.00)	0.00	14,450.00	186,895.87	0.00	46,846.07
Furniture and Fixtures	5020322001	139,565.30	(16,500.00)	123,065.30	11,500.00	616.07	44,860.00	0.00	56,976.07	10,883.93	616.07	2,950.00	0.00	14,450.00	66,089.23	0.00	42,526.07
Books	5020322002	164,605.00	(39,478.36)	125,126.64	4,320.00	0.00	0.00	0.00	4,320.00	4,320.00	0.00	(4,320.00)	0.00	0.00	120,806.64	0.00	4,320.00
Other Supplies and Materials Expenses	5020399000	2,899,181.88	(661,398.70)	2,237,783.18	1,337,217.15	582,923.84	(58,923.05)	0.00	1,861,217.94	296,054.99	807,412.25	501,243.16	0.00	1,604,710.40	376,565.24	0.00	256,507.54
Other Supplies and Materials Expenses	5020399000	2,899,181.88	(661,398.70)	2,237,783.18	1,337,217.15	582,923.84	(58,923.05)	0.00	1,861,217.94	296,054.99	807,412.25	501,243.16	0.00	1,604,710.40	376,565.24	0.00	256,507.54
Utility Expenses	5020400000	9,869,229.04	(2,485,879.97)	7,383,349.07	1,891,036.88	923,434.47	1,214,207.06	0.00	4,028,678.41	949,441.08	1,540,096.26	1,450,327.39	0.00	3,939,864.73	3,354,670.66	0.00	88,813.68
Water Expenses	5020401000	430,409.88	(1,882.15)	428,527.73	99,384.11	0.00	201,499.14	0.00	300,883.25	99,384.11	0.00	156,758.16	0.00	256,142.27	127,644.48	0.00	44,740.98
Water Expenses	5020401000	430,409.88	(1,882.15)	428,527.73	99,384.11	0.00	201,499.14	0.00	300,883.25	99,384.11	0.00	156,758.16	0.00	256,142.27	127,644.48	0.00	44,740.98
Electricity Expenses	5020402000	9,438,819.16	(2,483,997.82)	6,954,821.34	1,791,652.77	923,434.47	1,012,707.92	0.00	3,727,795.16	850,056.97	1,540,096.26	1,293,569.23	0.00	3,683,722.46	3,227,026.18	0.00	44,072.70
Electricity Expenses	5020402000	9,438,819.16	(2,483,997.82)	6,954,821.34	1,791,652.77	923,434.47	1,012,707.92	0.00	3,727,795.16	850,056.97	1,540,096.26	1,293,569.23	0.00	3,683,722.46	3,227,026.18	0.00	44,072.70
Communication Expenses	5020500000	6,981,865.54	131,592.43	7,113,457.97	1,137,775.70	1,063,715.13	2,449,894.16	0.00	4,651,384.99	927,903.54	1,162,096.44	1,832,326.42	0.00	3,922,326.40	2,462,072.98	0.00	729,058.59
Postage and Courier Services	5020501000	13,878.00	14,788.00	28,666.00	596.00	0.00	27,255.00	0.00	27,851.00	596.00	0.00	146.00	0.00	742.00	815.00	0.00	27,109.00
Postage and Courier Services	5020501000	13,878.00	14,788.00	28,666.00	596.00	0.00	27,255.00	0.00	27,851.00	596.00	0.00	146.00	0.00	742.00	815.00	0.00	27,109.00
Telephone Expenses	5020502000	2,446,998.49	(328,536.40)	2,118,462.09	472,035.85	202,739.46	601,429.32	0.00	1,276,204.63	401,922.85	165,090.00	480,941.25	0.00	1,047,954.10	842,257.46	0.00	228,250.53
Mobile	5020502001	1,415,582.94	(94,700.00)	1,320,882.94	186,276.00	180,039.46	428,603.60	0.00	794,919.06	166,876.00	142,390.00	258,115.25	0.00	567,381.25	525,963.88	0.00	227,537.81

Department : State Universities and Colleges (SUCs)
 Agency/Entity : Cagayan State University
 Operating Unit : < not applicable >
 Organization Code : 08 022 0000000
 Fund Cluster : 05 Internally Generated Funds
 (e.g. UACS Fund Cluster: 05-Internally Generated Funds and 06-Business Related Funds)

Particulars	UACS CODE	Approved Budget			Utilizations					Disbursements					Balances		
		Approved Budgeted Revenue	Adjustments (Reductions, Modifications/ Augmentation)	Adjusted Budgeted Revenue	1st Quarter Ending March 31	2nd Quarter Ending June 30	3rd Quarter Ending Sept. 30	4th Quarter Ending Dec. 31	Total	1st Quarter Ending March 31	2nd Quarter Ending June 30	3rd Quarter Ending Sept. 30	4th Quarter Ending Dec. 31	TOTAL	Unutilized Budget	Unpaid Obligations (10-15)=(17+18)	
																Due and Demandable	Not Yet Due and Demandable
1	2	3	4	5=[(3+(-)4)]	6	7	8	9	10=(6+7+8+9)	11	12	13	14	15=(11+12+13+14)	16=(5-10)	17	18
SUMMARY																	
A. AGENCY SPECIFIC BUDGET																	
Landline	5020502002	1,031,415.55	(233,836.40)	797,579.15	285,759.85	22,700.00	172,825.72	0.00	481,285.57	235,046.85	22,700.00	222,826.00	0.00	480,572.85	316,293.58	0.00	712.72
Internet Subscription Expenses	5020503000	4,513,789.05	445,340.83	4,959,129.88	664,543.85	860,975.67	1,820,609.84	0.00	3,346,129.36	524,784.69	997,006.44	1,350,639.17	0.00	2,872,430.30	1,613,000.52	0.00	473,699.06
Internet Subscription Expenses	5020503000	4,513,789.05	445,340.83	4,959,129.88	664,543.85	860,975.67	1,820,609.84	0.00	3,346,129.36	524,784.69	997,006.44	1,350,639.17	0.00	2,872,430.30	1,613,000.52	0.00	473,699.06
Cable, Satellite, Telegraph and Radio Expenses	5020504000	7,200.00	0.00	7,200.00	600.00	0.00	600.00	0.00	1,200.00	600.00	0.00	600.00	0.00	1,200.00	6,000.00	0.00	0.00
Cable, Satellite, Telegraph and Radio Expenses	5020504000	7,200.00	0.00	7,200.00	600.00	0.00	600.00	0.00	1,200.00	600.00	0.00	600.00	0.00	1,200.00	6,000.00	0.00	0.00
Awards/Rewards and Prizes	5020600000	10,000.00	0.00	10,000.00	0.00	0.00	10,000.00	0.00	10,000.00	0.00	0.00	0.00	0.00	0.00	0.00	0.00	10,000.00
Awards/Rewards Expenses	5020601000	0.00	0.00	0.00	0.00	0.00	0.00	0.00	0.00	0.00	0.00	0.00	0.00	0.00	0.00	0.00	0.00
Awards/Rewards Expenses	5020601001	0.00	0.00	0.00	0.00	0.00	0.00	0.00	0.00	0.00	0.00	0.00	0.00	0.00	0.00	0.00	0.00
Rewards and Incentives	5020601002	0.00	0.00	0.00	0.00	0.00	0.00	0.00	0.00	0.00	0.00	0.00	0.00	0.00	0.00	0.00	0.00
Prizes	5020602000	10,000.00	0.00	10,000.00	0.00	0.00	10,000.00	0.00	10,000.00	0.00	0.00	0.00	0.00	0.00	0.00	0.00	10,000.00
Prizes	5020602000	10,000.00	0.00	10,000.00	0.00	0.00	10,000.00	0.00	10,000.00	0.00	0.00	0.00	0.00	0.00	0.00	0.00	10,000.00
Survey, Research, Exploration and Development Expenses	5020700000	0.00	0.00	0.00	0.00	0.00	0.00	0.00	0.00	0.00	0.00	0.00	0.00	0.00	0.00	0.00	0.00
Survey Expenses	5020701000	0.00	0.00	0.00	0.00	0.00	0.00	0.00	0.00	0.00	0.00	0.00	0.00	0.00	0.00	0.00	0.00
Survey Expenses	5020701000	0.00	0.00	0.00	0.00	0.00	0.00	0.00	0.00	0.00	0.00	0.00	0.00	0.00	0.00	0.00	0.00
Research, Exploration and Development Expenses	5020702000	0.00	0.00	0.00	0.00	0.00	0.00	0.00	0.00	0.00	0.00	0.00	0.00	0.00	0.00	0.00	0.00
ICT Research, Exploration and Development Expenses	5020702001	0.00	0.00	0.00	0.00	0.00	0.00	0.00	0.00	0.00	0.00	0.00	0.00	0.00	0.00	0.00	0.00
Research, Exploration and Development Expenses	5020702002	0.00	0.00	0.00	0.00	0.00	0.00	0.00	0.00	0.00	0.00	0.00	0.00	0.00	0.00	0.00	0.00
Professional Services	5021100000	41,970,288.69	6,029,123.97	47,999,412.66	13,869,605.86	12,800,163.39	13,804,426.44	0.00	40,474,195.69	12,401,206.48	12,749,534.40	11,800,574.28	0.00	36,951,315.16	7,525,216.97	0.00	3,522,880.53
Legal Services	5021101000	210,000.00	0.00	210,000.00	0.00	0.00	0.00	0.00	0.00	0.00	0.00	0.00	0.00	0.00	210,000.00	0.00	0.00
Legal Services	5021101000	210,000.00	0.00	210,000.00	0.00	0.00	0.00	0.00	0.00	0.00	0.00	0.00	0.00	0.00	210,000.00	0.00	0.00
Auditing Services	5021102000	0.00	0.00	0.00	0.00	0.00	0.00	0.00	0.00	0.00	0.00	0.00	0.00	0.00	0.00	0.00	0.00
Auditing Services	5021102000	0.00	0.00	0.00	0.00	0.00	0.00	0.00	0.00	0.00	0.00	0.00	0.00	0.00	0.00	0.00	0.00
Consultancy Services	5021103000	0.00	0.00	0.00	0.00	0.00	0.00	0.00	0.00	0.00	0.00	0.00	0.00	0.00	0.00	0.00	0.00
ICT Consultancy Services	5021103001	0.00	0.00	0.00	0.00	0.00	0.00	0.00	0.00	0.00	0.00	0.00	0.00	0.00	0.00	0.00	0.00
Other Professional Services	5021199000	41,760,288.69	6,029,123.97	47,789,412.66	13,869,605.86	12,800,163.39	13,804,426.44	0.00	40,474,195.69	12,401,206.48	12,749,534.40	11,800,574.28	0.00	36,951,315.16	7,315,216.97	0.00	3,522,880.53
Other Professional Services	5021199000	41,760,288.69	6,029,123.97	47,789,412.66	13,869,605.86	12,800,163.39	13,804,426.44	0.00	40,474,195.69	12,401,206.48	12,749,534.40	11,800,574.28	0.00	36,951,315.16	7,315,216.97	0.00	3,522,880.53
General Services	5021200000	11,708,723.18	(56,807.87)	11,651,915.31	5,096,571.01	1,381,298.00	2,665,361.91	0.00	9,143,230.92	5,096,571.01	1,376,668.00	2,058,701.70	0.00	8,531,940.71	2,508,684.39	0.00	611,290.21
Janitorial Services	5021202000	4,775,684.45	1,580.64	4,777,265.09	2,006,323.20	597,208.00	1,205,489.10	0.00	3,809,020.30	2,006,323.20	597,208.00	1,015,151.50	0.00	3,618,682.70	968,244.79	0.00	190,337.60
Janitorial Services	5021202000	4,775,684.45	1,580.64	4,777,265.09	2,006,323.20	597,208.00	1,205,489.10	0.00	3,809,020.30	2,006,323.20	597,208.00	1,015,151.50	0.00	3,618,682.70	968,244.79	0.00	190,337.60
Security Services	5021203000	6,557,038.73	(44,471.75)	6,512,566.98	2,800,674.57	711,580.00	1,459,872.81	0.00	4,972,127.38	2,800,674.57	706,950.00	1,043,550.20	0.00	4,551,174.77	1,540,439.60	0.00	420,952.61

Department : State Universities and Colleges (SUCs)
 Agency/Entity : Cagayan State University
 Operating Unit : < not applicable >
 Organization Code : 08 022 0000000
 Fund Cluster : 05 Internally Generated Funds
 (e.g. UACS Fund Cluster: 05-Internally Generated Funds and 06-Business Related Funds)

Particulars	UACS CODE	Approved Budget			Utilizations					Disbursements					Balances		
		Approved Budgeted Revenue	Adjustments (Reductions, Modifications/ Augmentation)	Adjusted Budgeted Revenue	1st Quarter Ending March 31	2nd Quarter Ending June 30	3rd Quarter Ending Sept. 30	4th Quarter Ending Dec. 31	Total	1st Quarter Ending March 31	2nd Quarter Ending June 30	3rd Quarter Ending Sept. 30	4th Quarter Ending Dec. 31	TOTAL	Unutilized Budget	Unpaid Obligations (10-15)=(17+18)	
																Due and Demandable	Not Yet Due and Demandable
1	2	3	4	5=[(3+(-)4)]	6	7	8	9	10=(6+7+8+9)	11	12	13	14	15=(11+12+13+14)	16=(5-10)	17	18
SUMMARY																	
A. AGENCY SPECIFIC BUDGET																	
Security Services	5021203000	6,557,038.73	(44,471.75)	6,512,566.98	2,800,674.57	711,580.00	1,459,872.81	0.00	4,972,127.38	2,800,674.57	706,950.00	1,043,550.20	0.00	4,551,174.77	1,540,439.60	0.00	420,952.61
Other General Services	5021299000	376,000.00	(13,916.76)	362,083.24	289,573.24	72,510.00	0.00	0.00	362,083.24	289,573.24	72,510.00	0.00	0.00	362,083.24	0.00	0.00	0.00
Other General Services	5021299099	376,000.00	(13,916.76)	362,083.24	289,573.24	72,510.00	0.00	0.00	362,083.24	289,573.24	72,510.00	0.00	0.00	362,083.24	0.00	0.00	0.00
Repairs and Maintenance	5021300000	9,391,148.69	(512,737.84)	8,878,410.85	2,157,321.40	772,792.80	2,394,970.51	0.00	5,325,084.71	1,174,189.48	687,415.90	2,347,986.57	0.00	4,209,591.95	3,553,326.14	0.00	1,115,492.76
Repairs and Maintenance - Investment Property	5021301000	0.00	0.00	0.00	0.00	0.00	0.00	0.00	0.00	0.00	0.00	0.00	0.00	0.00	0.00	0.00	0.00
Repairs and Maintenance - Investment Property	5021301000	0.00	0.00	0.00	0.00	0.00	0.00	0.00	0.00	0.00	0.00	0.00	0.00	0.00	0.00	0.00	0.00
Repairs and Maintenance - Land Improvements	5021302000	909,407.00	144,725.00	1,054,132.00	0.00	22,895.00	993,625.00	0.00	1,016,520.00	0.00	22,895.00	848,900.00	0.00	871,795.00	37,612.00	0.00	144,725.00
Other Land Improvements	5021302099	909,407.00	144,725.00	1,054,132.00	0.00	22,895.00	993,625.00	0.00	1,016,520.00	0.00	22,895.00	848,900.00	0.00	871,795.00	37,612.00	0.00	144,725.00
Repairs and Maintenance - Infrastructure Assets	5021303000	0.00	0.00	0.00	0.00	0.00	0.00	0.00	0.00	0.00	0.00	0.00	0.00	0.00	0.00	0.00	0.00
Road Networks	5021303001	0.00	0.00	0.00	0.00	0.00	0.00	0.00	0.00	0.00	0.00	0.00	0.00	0.00	0.00	0.00	0.00
Water Supply Systems	5021303004	0.00	0.00	0.00	0.00	0.00	0.00	0.00	0.00	0.00	0.00	0.00	0.00	0.00	0.00	0.00	0.00
Power Supply Systems	5021303005	0.00	0.00	0.00	0.00	0.00	0.00	0.00	0.00	0.00	0.00	0.00	0.00	0.00	0.00	0.00	0.00
Repairs and Maintenance - Buildings and Other Structures	5021304000	7,555,330.18	(663,272.84)	6,892,057.34	1,864,854.26	641,569.25	917,668.80	0.00	3,424,092.31	892,675.34	574,372.35	1,080,992.12	0.00	2,548,039.81	3,467,965.03	0.00	876,052.50
Buildings	5021304001	1,635,389.18	(668,742.84)	966,646.34	340,476.50	213,371.30	482,711.00	0.00	1,036,558.80	250,011.70	206,811.30	379,361.80	0.00	836,184.80	(69,912.46)	0.00	200,374.00
School Buildings	5021304002	4,889,329.00	(744,570.00)	4,144,759.00	753,094.00	149,357.65	261,590.51	0.00	1,164,042.16	0.00	0.00	502,863.66	0.00	502,863.66	2,980,716.84	0.00	661,178.50
Other Structures	5021304099	1,030,612.00	750,040.00	1,780,652.00	771,283.76	278,840.30	173,367.29	0.00	1,223,491.35	642,663.64	367,561.05	198,766.66	0.00	1,208,991.35	557,160.65	0.00	14,500.00
Repairs and Maintenance - Machinery and Equipment	5021305000	410,995.00	1,200.00	412,195.00	167,003.00	59,973.52	159,487.93	0.00	386,464.45	164,750.00	59,973.52	153,217.93	0.00	377,941.45	25,730.55	0.00	8,523.00
Machinery	5021305001	100,000.00	0.00	100,000.00	0.00	54,063.52	24,932.93	0.00	78,996.45	0.00	54,063.52	24,932.93	0.00	78,996.45	21,003.55	0.00	0.00
Office Equipment	5021305002	142,045.00	0.00	142,045.00	6,994.00	0.00	131,885.00	0.00	138,879.00	5,500.00	0.00	128,285.00	0.00	133,785.00	3,166.00	0.00	5,094.00
Information and Communication Technology Equipment	5021305003	3,750.00	0.00	3,750.00	759.00	0.00	2,670.00	0.00	3,429.00	0.00	0.00	0.00	0.00	0.00	321.00	0.00	3,429.00
Agricultural and Forestry Equipment	5021305004	0.00	0.00	0.00	0.00	0.00	0.00	0.00	0.00	0.00	0.00	0.00	0.00	0.00	0.00	0.00	0.00
Marine and Fishery Equipment	5021305005	0.00	0.00	0.00	0.00	0.00	0.00	0.00	0.00	0.00	0.00	0.00	0.00	0.00	0.00	0.00	0.00
Communication Equipment	5021305007	0.00	0.00	0.00	0.00	0.00	0.00	0.00	0.00	0.00	0.00	0.00	0.00	0.00	0.00	0.00	0.00
Construction and Heavy Equipment	5021305008	165,200.00	1,200.00	166,400.00	159,250.00	5,910.00	0.00	0.00	165,160.00	159,250.00	5,910.00	0.00	0.00	165,160.00	1,240.00	0.00	0.00
Military, Police and Security Equipment	5021305010	0.00	0.00	0.00	0.00	0.00	0.00	0.00	0.00	0.00	0.00	0.00	0.00	0.00	0.00	0.00	0.00
Medical Equipment	5021305011	0.00	0.00	0.00	0.00	0.00	0.00	0.00	0.00	0.00	0.00	0.00	0.00	0.00	0.00	0.00	0.00
Printing Equipment	5021305012	0.00	0.00	0.00	0.00	0.00	0.00	0.00	0.00	0.00	0.00	0.00	0.00	0.00	0.00	0.00	0.00
Sports Equipment	5021305013	0.00	0.00	0.00	0.00	0.00	0.00	0.00	0.00	0.00	0.00	0.00	0.00	0.00	0.00	0.00	0.00
Technical and Scientific Equipment	5021305014	0.00	0.00	0.00	0.00	0.00	0.00	0.00	0.00	0.00	0.00	0.00	0.00	0.00	0.00	0.00	0.00
Other Machinery and Equipment	5021305099	0.00	0.00	0.00	0.00	0.00	0.00	0.00	0.00	0.00	0.00	0.00	0.00	0.00	0.00	0.00	0.00

Department : State Universities and Colleges (SUCs)
 Agency/Entity : Cagayan State University
 Operating Unit : < not applicable >
 Organization Code : 08 022 0000000
 Fund Cluster : 05 Internally Generated Funds
 (e.g. UACS Fund Cluster: 05-Internally Generated Funds and 06-Business Related Funds)

Particulars	UACS CODE	Approved Budget			Utilizations					Disbursements					Balances		
		Approved Budgeted Revenue	Adjustments (Reductions, Modifications/ Augmentation)	Adjusted Budgeted Revenue	1st Quarter Ending March 31	2nd Quarter Ending June 30	3rd Quarter Ending Sept. 30	4th Quarter Ending Dec. 31	Total	1st Quarter Ending March 31	2nd Quarter Ending June 30	3rd Quarter Ending Sept. 30	4th Quarter Ending Dec. 31	TOTAL	Unutilized Budget	Unpaid Obligations (10-15)=(17+18)	
																Due and Demandable	Not Yet Due and Demandable
1	2	3	4	5=[(3+(-)4)]	6	7	8	9	10=(6+7+8+9)	11	12	13	14	15=(11+12+13+14)	16=(5-10)	17	18
SUMMARY																	
A. AGENCY SPECIFIC BUDGET																	
Repairs and Maintenance - Transportation Equipment	5021306000	509,002.26	4,610.00	513,612.26	125,464.14	48,355.03	324,188.78	0.00	498,007.95	116,764.14	30,175.03	264,876.52	0.00	411,815.69	15,604.31	0.00	86,192.26
Motor Vehicles	5021306001	509,002.26	4,610.00	513,612.26	125,464.14	48,355.03	324,188.78	0.00	498,007.95	116,764.14	30,175.03	264,876.52	0.00	411,815.69	15,604.31	0.00	86,192.26
Watercrafts	5021306004	0.00	0.00	0.00	0.00	0.00	0.00	0.00	0.00	0.00	0.00	0.00	0.00	0.00	0.00	0.00	0.00
Repairs and Maintenance - Furniture and Fixtures	5021307000	6,414.25	0.00	6,414.25	0.00	0.00	0.00	0.00	0.00	0.00	0.00	0.00	0.00	0.00	6,414.25	0.00	0.00
Repairs and Maintenance - Furniture and Fixtures	5021307000	6,414.25	0.00	6,414.25	0.00	0.00	0.00	0.00	0.00	0.00	0.00	0.00	0.00	0.00	6,414.25	0.00	0.00
Repairs and Maintenance - Other Property, Plant and Equipment	5021399000	0.00	0.00	0.00	0.00	0.00	0.00	0.00	0.00	0.00	0.00	0.00	0.00	0.00	0.00	0.00	0.00
Other Property, Plant and Equipment	5021399099	0.00	0.00	0.00	0.00	0.00	0.00	0.00	0.00	0.00	0.00	0.00	0.00	0.00	0.00	0.00	0.00
Financial Assistance/Subsidy	5021400000	0.00	0.00	0.00	0.00	0.00	0.00	0.00	0.00	0.00	0.00	0.00	0.00	0.00	0.00	0.00	0.00
Subsidies - Others	5021499000	0.00	0.00	0.00	0.00	0.00	0.00	0.00	0.00	0.00	0.00	0.00	0.00	0.00	0.00	0.00	0.00
Subsidies - Others	5021499000	0.00	0.00	0.00	0.00	0.00	0.00	0.00	0.00	0.00	0.00	0.00	0.00	0.00	0.00	0.00	0.00
Taxes, Insurance Premiums and Other Fees	5021500000	34,606.73	111,120.25	145,726.98	12,000.00	4,500.00	110,734.31	0.00	127,234.31	12,000.00	4,500.00	16,077.31	0.00	32,577.31	18,492.67	0.00	94,657.00
Taxes, Duties and Licenses	5021501000	34,500.00	99,157.00	133,657.00	12,000.00	4,500.00	98,771.06	0.00	115,271.06	12,000.00	4,500.00	4,114.06	0.00	20,614.06	18,385.94	0.00	94,657.00
Taxes, Duties and Licenses	5021501001	34,500.00	99,157.00	133,657.00	12,000.00	4,500.00	98,771.06	0.00	115,271.06	12,000.00	4,500.00	4,114.06	0.00	20,614.06	18,385.94	0.00	94,657.00
Fidelity Bond Premiums	5021502000	0.00	0.00	0.00	0.00	0.00	0.00	0.00	0.00	0.00	0.00	0.00	0.00	0.00	0.00	0.00	0.00
Fidelity Bond Premiums	5021502000	0.00	0.00	0.00	0.00	0.00	0.00	0.00	0.00	0.00	0.00	0.00	0.00	0.00	0.00	0.00	0.00
Insurance Expenses	5021503000	106.73	11,963.25	12,069.98	0.00	0.00	11,963.25	0.00	11,963.25	0.00	0.00	11,963.25	0.00	11,963.25	106.73	0.00	0.00
Insurance Expenses	5021503000	106.73	11,963.25	12,069.98	0.00	0.00	11,963.25	0.00	11,963.25	0.00	0.00	11,963.25	0.00	11,963.25	106.73	0.00	0.00
Labor and Wages	5021600000	1,980,962.86	(228,565.30)	1,752,397.56	842,895.40	267,231.70	522,270.18	0.00	1,632,397.28	842,895.40	182,180.80	391,518.80	0.00	1,416,595.00	120,000.28	0.00	215,802.28
Labor and Wages	5021601000	1,980,962.86	(228,565.30)	1,752,397.56	842,895.40	267,231.70	522,270.18	0.00	1,632,397.28	842,895.40	182,180.80	391,518.80	0.00	1,416,595.00	120,000.28	0.00	215,802.28
Labor and Wages	5021601000	1,980,962.86	(228,565.30)	1,752,397.56	842,895.40	267,231.70	522,270.18	0.00	1,632,397.28	842,895.40	182,180.80	391,518.80	0.00	1,416,595.00	120,000.28	0.00	215,802.28
Other Maintenance and Operating Expenses	5029900000	27,303,190.41	13,102.29	27,316,292.70	4,469,403.09	1,934,934.76	6,200,465.65	0.00	12,604,803.50	3,122,256.07	1,819,737.81	2,088,656.47	0.00	7,030,650.35	14,711,489.20	0.00	5,574,153.15
Advertising Expenses	5029901000	87,185.00	62,100.00	149,285.00	14,780.00	0.00	130,199.00	0.00	144,979.00	5,450.00	0.00	10,824.00	0.00	16,274.00	4,306.00	0.00	128,705.00
Advertising Expenses	5029901000	87,185.00	62,100.00	149,285.00	14,780.00	0.00	130,199.00	0.00	144,979.00	5,450.00	0.00	10,824.00	0.00	16,274.00	4,306.00	0.00	128,705.00
Printing and Publication Expenses	5029902000	1,040,495.13	28,620.00	1,069,115.13	19,500.00	0.00	133,363.63	0.00	152,863.63	0.00	0.00	35,815.13	0.00	35,815.13	916,251.50	0.00	117,048.50
Printing and Publication Expenses	5029902000	1,040,495.13	28,620.00	1,069,115.13	19,500.00	0.00	133,363.63	0.00	152,863.63	0.00	0.00	35,815.13	0.00	35,815.13	916,251.50	0.00	117,048.50
Representation Expenses	5029903000	3,027,017.27	154,454.37	3,181,471.64	1,456,917.36	276,668.53	908,952.30	0.00	2,642,538.19	1,006,538.84	293,336.83	674,137.57	0.00	1,974,013.24	538,933.45	0.00	668,524.95
Representation Expenses	5029903000	3,027,017.27	154,454.37	3,181,471.64	1,456,917.36	276,668.53	908,952.30	0.00	2,642,538.19	1,006,538.84	293,336.83	674,137.57	0.00	1,974,013.24	538,933.45	0.00	668,524.95
Transportation and Delivery Expenses	5029904000	5,000.00	9,000.00	14,000.00	3,000.00	0.00	6,000.00	0.00	9,000.00	3,000.00	0.00	6,000.00	0.00	9,000.00	5,000.00	0.00	0.00
Transportation and Delivery Expenses	5029904000	5,000.00	9,000.00	14,000.00	3,000.00	0.00	6,000.00	0.00	9,000.00	3,000.00	0.00	6,000.00	0.00	9,000.00	5,000.00	0.00	0.00
Rent/Lease Expenses	5029905000	83,330.65	109,612.55	192,943.20	5,500.00	0.00	177,475.00	0.00	182,975.00	0.00	0.00	0.00	0.00	0.00	9,968.20	0.00	182,975.00

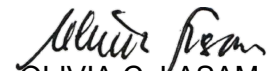
Department : State Universities and Colleges (SUCs)
 Agency/Entity : Cagayan State University
 Operating Unit : < not applicable >
 Organization Code : 08 022 0000000
 Fund Cluster : 05 Internally Generated Funds
 (e.g. UACS Fund Cluster: 05-Internally Generated Funds and 06-Business Related Funds)

Particulars	UACS CODE	Approved Budget			Utilizations					Disbursements					Balances		
		Approved Budgeted Revenue	Adjustments (Reductions, Modifications/ Augmentation)	Adjusted Budgeted Revenue	1st Quarter Ending March 31	2nd Quarter Ending June 30	3rd Quarter Ending Sept. 30	4th Quarter Ending Dec. 31	Total	1st Quarter Ending March 31	2nd Quarter Ending June 30	3rd Quarter Ending Sept. 30	4th Quarter Ending Dec. 31	TOTAL	Unutilized Budget	Unpaid Obligations (10-15)=(17+18)	
																Due and Demandable	Not Yet Due and Demandable
1	2	3	4	5=[(3+(-)4)]	6	7	8	9	10=(6+7+8+9)	11	12	13	14	15=(11+12+13+14)	16=(5-10)	17	18
SUMMARY																	
A. AGENCY SPECIFIC BUDGET																	
Rents - Building and Structures	5029905001	0.00	0.00	0.00	0.00	0.00	0.00	0.00	0.00	0.00	0.00	0.00	0.00	0.00	0.00	0.00	0.00
Rents - Land	5029905002	0.00	0.00	0.00	0.00	0.00	0.00	0.00	0.00	0.00	0.00	0.00	0.00	0.00	0.00	0.00	0.00
Rents - Motor Vehicles	5029905003	72,358.17	(66,690.00)	5,668.17	5,500.00	0.00	0.00	0.00	5,500.00	0.00	0.00	0.00	0.00	0.00	168.17	0.00	5,500.00
Rents - Equipment	5029905004	10,972.48	176,302.55	187,275.03	0.00	0.00	177,475.00	0.00	177,475.00	0.00	0.00	0.00	0.00	0.00	9,800.03	0.00	177,475.00
Membership Dues and Contributions to Organizations	5029906000	286,385.08	0.00	286,385.08	198,700.00	33,850.00	53,770.00	0.00	286,320.00	0.00	33,850.00	3,084.00	0.00	36,934.00	65.08	0.00	249,386.00
Membership Dues and Contributions to Organizations	5029906000	286,385.08	0.00	286,385.08	198,700.00	33,850.00	53,770.00	0.00	286,320.00	0.00	33,850.00	3,084.00	0.00	36,934.00	65.08	0.00	249,386.00
Subscription Expenses	5029907000	572,152.83	(35,040.00)	537,112.83	34,500.00	9,900.00	(162.00)	0.00	44,238.00	0.00	9,900.00	24,600.00	0.00	34,500.00	492,874.83	0.00	9,738.00
Other Subscription Expenses	5029907099	572,152.83	(35,040.00)	537,112.83	34,500.00	9,900.00	(162.00)	0.00	44,238.00	0.00	9,900.00	24,600.00	0.00	34,500.00	492,874.83	0.00	9,738.00
Other Maintenance and Operating Expenses	5029999000	22,201,624.45	(315,644.63)	21,885,979.82	2,736,505.73	1,614,516.23	4,790,867.72	0.00	9,141,889.68	2,107,267.23	1,482,650.98	1,334,195.77	0.00	4,924,113.98	12,744,090.14	0.00	4,217,775.70
Website Maintenance	5029999001	0.00	0.00	0.00	0.00	0.00	0.00	0.00	0.00	0.00	0.00	0.00	0.00	0.00	0.00	0.00	0.00
Other Maintenance and Operating Expenses	5029999099	22,201,624.45	(315,644.63)	21,885,979.82	2,736,505.73	1,614,516.23	4,790,867.72	0.00	9,141,889.68	2,107,267.23	1,482,650.98	1,334,195.77	0.00	4,924,113.98	12,744,090.14	0.00	4,217,775.70
Capital Outlays		58,207,074.77	(199,136.50)	58,007,938.27	9,659,147.55	8,028,294.54	10,573,454.21	0.00	28,260,896.30	1,401,390.60	1,461,742.10	12,340,611.17	0.00	15,203,743.87	29,747,041.97	0.00	13,057,152.43
Investment Outlay	5060100000	6,506,750.00	0.00	6,506,750.00	0.00	0.00	0.00	0.00	0.00	0.00	0.00	0.00	0.00	0.00	6,506,750.00	0.00	0.00
Investment in Government-Owned and/or Controlled Corporations	5060101000	6,506,750.00	0.00	6,506,750.00	0.00	0.00	0.00	0.00	0.00	0.00	0.00	0.00	0.00	0.00	6,506,750.00	0.00	0.00
Road Networks	5060101002	6,506,750.00	0.00	6,506,750.00	0.00	0.00	0.00	0.00	0.00	0.00	0.00	0.00	0.00	0.00	6,506,750.00	0.00	0.00
Property, Plant and Equipment Outlay	5060400000	51,700,324.77	(199,136.50)	51,501,188.27	9,659,147.55	8,028,294.54	10,573,454.21	0.00	28,260,896.30	1,401,390.60	1,461,742.10	12,340,611.17	0.00	15,203,743.87	23,240,291.97	0.00	13,057,152.43
Land Improvements Outlay	5060402000	0.00	0.00	0.00	0.00	0.00	0.00	0.00	0.00	0.00	0.00	0.00	0.00	0.00	0.00	0.00	0.00
Aquaculture Structures	5060402001	0.00	0.00	0.00	0.00	0.00	0.00	0.00	0.00	0.00	0.00	0.00	0.00	0.00	0.00	0.00	0.00
Other Land Improvements	5060402099	0.00	0.00	0.00	0.00	0.00	0.00	0.00	0.00	0.00	0.00	0.00	0.00	0.00	0.00	0.00	0.00
Buildings and Other Structures	5060404000	22,510,247.61	(29,712.50)	22,480,535.11	8,974,905.55	4,560,644.54	3,967,083.13	0.00	17,502,633.22	943,606.50	61,692.10	7,440,230.85	0.00	8,445,529.45	4,977,901.89	0.00	9,057,103.77
Buildings	5060404001	0.00	0.00	0.00	0.00	0.00	0.00	0.00	0.00	0.00	0.00	0.00	0.00	0.00	0.00	0.00	0.00
School Buildings	5060404002	9,000,000.00	(29,712.50)	8,970,287.50	8,921,037.06	0.00	0.00	0.00	8,921,037.06	890,830.11	0.00	5,081,502.82	0.00	5,972,332.93	49,250.44	0.00	2,948,704.13
Other Structures	5060404099	13,510,247.61	0.00	13,510,247.61	53,868.49	4,560,644.54	3,967,083.13	0.00	8,581,596.16	52,776.39	61,692.10	2,358,728.03	0.00	2,473,196.52	4,928,651.45	0.00	6,108,399.64
Machinery and Equipment Outlay	5060405000	23,203,024.52	(308,264.00)	22,894,760.52	644,742.00	1,720,150.00	5,370,469.00	0.00	7,735,361.00	418,284.10	1,439,550.00	2,016,318.24	0.00	3,874,152.34	15,159,399.52	0.00	3,861,208.66
Machinery	5060405001	0.00	0.00	0.00	0.00	0.00	0.00	0.00	0.00	0.00	0.00	0.00	0.00	0.00	0.00	0.00	0.00
Office Equipment	5060405002	1,921,630.00	(65,357.00)	1,856,273.00	113,550.00	141,150.00	114,795.00	0.00	369,495.00	0.00	113,550.00	131,678.58	0.00	245,228.58	1,486,778.00	0.00	124,266.42
Information and Communication Technology Equipment	5060405003	9,738,615.65	332,157.00	10,070,772.65	450,212.00	0.00	3,657,252.00	0.00	4,107,464.00	337,304.10	0.00	1,579,017.41	0.00	1,916,321.51	5,963,308.65	0.00	2,191,142.49
Agricultural and Forestry Equipment	5060405004	160,000.00	(149,390.00)	10,610.00	0.00	0.00	0.00	0.00	0.00	0.00	0.00	0.00	0.00	0.00	10,610.00	0.00	0.00
Marine and Fishery Equipment	5060405005	0.00	0.00	0.00	0.00	0.00	0.00	0.00	0.00	0.00	0.00	0.00	0.00	0.00	0.00	0.00	0.00
Communication Equipment	5060405007	6,290,520.37	2,200.00	6,292,720.37	80,980.00	253,000.00	1,580,710.00	0.00	1,914,690.00	80,980.00	0.00	288,859.10	0.00	369,839.10	4,378,030.37	0.00	1,544,850.90

Department : State Universities and Colleges (SUCs)
 Agency/Entity : Cagayan State University
 Operating Unit : < not applicable >
 Organization Code : 08 022 0000000
 Fund Cluster : 05 Internally Generated Funds
 (e.g. UACS Fund Cluster: 05-Internally Generated Funds and 06-Business Related Funds)

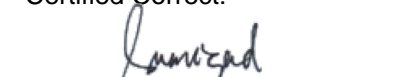
Particulars	UACS CODE	Approved Budget			Utilizations					Disbursements					Balances		
		Approved Budgeted Revenue	Adjustments (Reductions, Modifications/ Augmentation)	Adjusted Budgeted Revenue	1st Quarter Ending March 31	2nd Quarter Ending June 30	3rd Quarter Ending Sept. 30	4th Quarter Ending Dec. 31	Total	1st Quarter Ending March 31	2nd Quarter Ending June 30	3rd Quarter Ending Sept. 30	4th Quarter Ending Dec. 31	TOTAL	Unutilized Budget	Unpaid Obligations (10-15)=(17+18)	
																Due and Demandable	Not Yet Due and Demandable
1	2	3	4	5=[(3+(-)4)]	6	7	8	9	10=(6+7+8+9)	11	12	13	14	15=(11+12+13+14)	16=(5-10)	17	18
SUMMARY																	
A. AGENCY SPECIFIC BUDGET																	
Construction and Heavy Equipment	5060405008	727,350.00	0.00	727,350.00	0.00	0.00	0.00	0.00	0.00	0.00	0.00	0.00	0.00	0.00	727,350.00	0.00	0.00
Military, Police and Security Equipment	5060405010	25,000.00	0.00	25,000.00	0.00	0.00	0.00	0.00	0.00	0.00	0.00	0.00	0.00	0.00	25,000.00	0.00	0.00
Medical Equipment	5060405011	0.00	0.00	0.00	0.00	0.00	0.00	0.00	0.00	0.00	0.00	0.00	0.00	0.00	0.00	0.00	0.00
Printing Equipment	5060405012	0.00	0.00	0.00	0.00	0.00	0.00	0.00	0.00	0.00	0.00	0.00	0.00	0.00	0.00	0.00	0.00
Sports Equipment	5060405013	0.00	0.00	0.00	0.00	0.00	0.00	0.00	0.00	0.00	0.00	0.00	0.00	0.00	0.00	0.00	0.00
Technical and Scientific Equipment	5060405014	416,335.00	0.00	416,335.00	0.00	0.00	0.00	0.00	0.00	0.00	0.00	0.00	0.00	0.00	416,335.00	0.00	0.00
ICT Software	5060405015	0.00	0.00	0.00	0.00	0.00	0.00	0.00	0.00	0.00	0.00	0.00	0.00	0.00	0.00	0.00	0.00
Other Machinery and Equipment	5060405099	3,923,573.50	(427,874.00)	3,495,699.50	0.00	1,326,000.00	17,712.00	0.00	1,343,712.00	0.00	1,326,000.00	16,763.15	0.00	1,342,763.15	2,151,987.50	0.00	948.85
Transportation Equipment Outlay	5060406000	2,277,040.00	0.00	2,277,040.00	0.00	1,787,000.00	0.00	0.00	1,787,000.00	0.00	0.00	1,787,000.00	0.00	1,787,000.00	490,040.00	0.00	0.00
Motor Vehicles	5060406001	2,277,040.00	0.00	2,277,040.00	0.00	1,787,000.00	0.00	0.00	1,787,000.00	0.00	0.00	1,787,000.00	0.00	1,787,000.00	490,040.00	0.00	0.00
Other Transportation Equipment	5060406099	0.00	0.00	0.00	0.00	0.00	0.00	0.00	0.00	0.00	0.00	0.00	0.00	0.00	0.00	0.00	0.00
Furniture, Fixtures and Books Outlay	5060407000	3,710,012.64	0.00	3,710,012.64	39,500.00	(39,500.00)	1,097,062.08	0.00	1,097,062.08	39,500.00	(39,500.00)	1,097,062.08	0.00	1,097,062.08	2,612,950.56	0.00	0.00
Furniture and Fixtures	5060407001	2,893,703.64	0.00	2,893,703.64	39,500.00	(39,500.00)	1,097,062.08	0.00	1,097,062.08	39,500.00	(39,500.00)	1,097,062.08	0.00	1,097,062.08	1,796,641.56	0.00	0.00
Books	5060407002	816,309.00	0.00	816,309.00	0.00	0.00	0.00	0.00	0.00	0.00	0.00	0.00	0.00	0.00	816,309.00	0.00	0.00
Other Property Plant and Equipment Outlay	5060409000	0.00	138,840.00	138,840.00	0.00	0.00	138,840.00	0.00	138,840.00	0.00	0.00	0.00	0.00	0.00	0.00	0.00	138,840.00
Other Property, Plant and Equipment	5060409099	0.00	138,840.00	138,840.00	0.00	0.00	138,840.00	0.00	138,840.00	0.00	0.00	0.00	0.00	0.00	0.00	0.00	138,840.00
Biological Assets Outlay	5060500000	0.00	0.00	0.00	0.00	0.00	0.00	0.00	0.00	0.00	0.00	0.00	0.00	0.00	0.00	0.00	0.00
Bearer Biological Assets Outlay	5060501000	0.00	0.00	0.00	0.00	0.00	0.00	0.00	0.00	0.00	0.00	0.00	0.00	0.00	0.00	0.00	0.00
Breeding Stocks	5060501001	0.00	0.00	0.00	0.00	0.00	0.00	0.00	0.00	0.00	0.00	0.00	0.00	0.00	0.00	0.00	0.00
Livestock	5060501002	0.00	0.00	0.00	0.00	0.00	0.00	0.00	0.00	0.00	0.00	0.00	0.00	0.00	0.00	0.00	0.00
Intangible Assets Outlay	5060600000	0.00	0.00	0.00	0.00	0.00	0.00	0.00	0.00	0.00	0.00	0.00	0.00	0.00	0.00	0.00	0.00
Patents/Copyrights	5060601000	0.00	0.00	0.00	0.00	0.00	0.00	0.00	0.00	0.00	0.00	0.00	0.00	0.00	0.00	0.00	0.00
Patents/Copyrights	5060601000	0.00	0.00	0.00	0.00	0.00	0.00	0.00	0.00	0.00	0.00	0.00	0.00	0.00	0.00	0.00	0.00
Computer Software	5060602000	0.00	0.00	0.00	0.00	0.00	0.00	0.00	0.00	0.00	0.00	0.00	0.00	0.00	0.00	0.00	0.00
Computer Software	5060602000	0.00	0.00	0.00	0.00	0.00	0.00	0.00	0.00	0.00	0.00	0.00	0.00	0.00	0.00	0.00	0.00
Other Intangible Assets	5060699000	0.00	0.00	0.00	0.00	0.00	0.00	0.00	0.00	0.00	0.00	0.00	0.00	0.00	0.00	0.00	0.00
Other Intangible Assets	5060699000	0.00	0.00	0.00	0.00	0.00	0.00	0.00	0.00	0.00	0.00	0.00	0.00	0.00	0.00	0.00	0.00
GRAND TOTAL		186,249,784.58	0.00	186,249,784.58	43,755,300.89	28,778,564.36	44,431,026.48	0.00	116,964,891.73	28,332,630.47	22,585,675.84	38,313,666.62	0.00	89,231,972.93	69,284,892.85	0.00	27,732,918.80

Certified Correct:


OLIVIA C. LASAM
SAO-UBO


Date:

Certified Correct:


CARLA MARIE L. SUMIGAD
University Accountant


Date:

Recommending Approval:


EMERITA P. GERON
FMO II

Date:

Approved By:


URDUJAH G. ALVARADO
University President

Date: